





1. Locate the opening to the TufTite riser.




2. Install 3/4" x 3/4" closed cell EPDM foam gasket or butyl to bottom of the RTR.



3. Identify the (6) six "TT" markings.



4. Tighten (6) six #14 x 1.5" stainless steel Phillips head screws in a star pattern onto the RTR.



5. Do **NOT** over tighten screws.



6. The Tuf-Tite riser is now ready to accept all 24" diameter Polylok risers and covers.