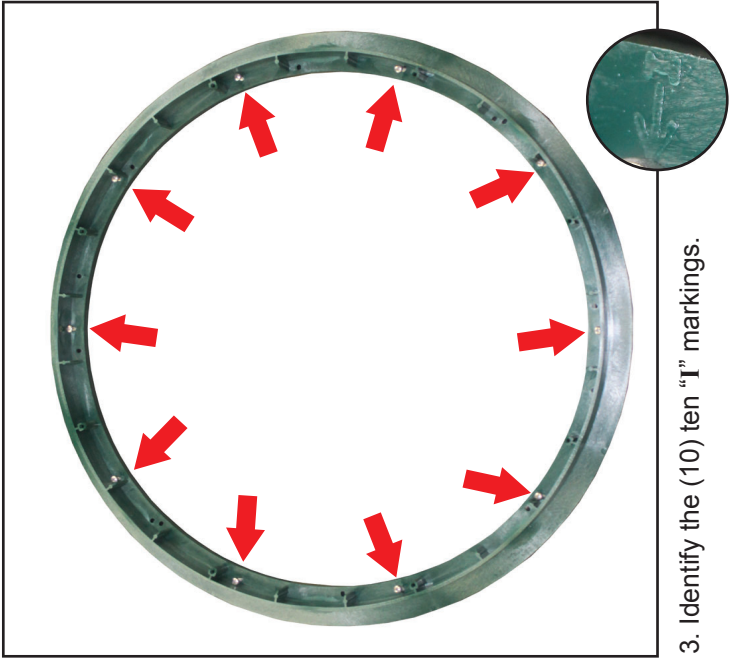


1. Locate the opening to the ISI tank.




2. Install 3/4" x 3/4" closed cell EPDM foam gasket or butyl to bottom of the RTR.




3. Identify the (10) ten "I" markings.



4. Tighten (10) ten #14 x 1.5" stainless steel Phillips head screws in a star pattern onto the RTR.



5. Do **NOT** over tighten screws.



6. The ISI tank is now ready to accept all 24" diameter Polylok risers and covers.